
















# Picnic Toastie



Serves 1





| Equipment  | Ingredients   |
|--|---|
| Chopping board    | 2 bread slices   |
| Knife             | $\frac{1}{4}$ cup of watercress    |
| Measuring spoons  | $\frac{1}{2}$ tomato   |
| Measuring cups    | $\frac{1}{4}$ cucumber   |
| Butter knife      | 1 tbsp butter    |
| Sandwich Maker   | 2 cheese slices or 2 ham/turkey slice  /<br>1 tbsp mayonnaise  |

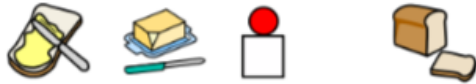


## Method


1. Slice the tomato and cucumber



2. Spread butter on the bread



3. Put cheese or ham/turkey slices, tomato, cucumber, watercress and mayo on the bread



4. Toast the sandwich in the sandwich maker



5. Cut the sandwich in half





Slice tomato: <https://www.youtube.com/watch?v=yC5lsRSOs4o>

Spread butter: <https://www.youtube.com/shorts/n-nauPY23O8>

Cut sandwich in triangle: <https://www.youtube.com/shorts/S2GKKkkIP0Y>