













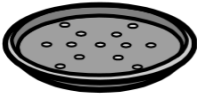


Tortilla Pizza



Serves 2





Equipment	Ingredients	
Chopping board 	2 tortillas 	2 tbsp sweetcorn 
Knife 	4 tbsp tomato passata 	grated cheese 
Measuring spoons 	½ pepper 	
Metal spoon 	1 onion 	
Pizza tray 	8 mushrooms 	
	8 black olives 	

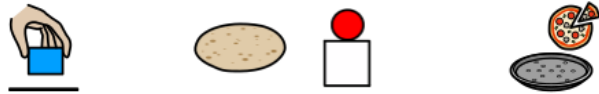


Method

1. Chop the pepper, onion and mushrooms



2. Place the tortilla on the oven tray



3. Spread the tomato passata on the tortilla with the back of the spoon



4. Sprinkle grated cheese on the pizza



5. Put the pepper, onion, mushroom slices on the pizza



6. Put the pizza in the oven

